

# Acesse a comunidade online privada da Delphi / NI

[ni.com/delphi](http://ni.com/delphi)

# Acesso especial para a Delphi

Crie o seu perfil de usuário para se reunir a essa comunidade privada e ter:

- Acesso a todas as ferramentas de software da NI;
- Treinamentos oferecidos aos funcionários da Delphi;
- Acesso a uma ampla gama de serviços da NI, do suporte técnico à assistência de consultoria personalizada; e
- Um fórum de colaboração entre engenheiros da Delphi e da NI.

# Página da colaboração Delphi / NI

- Página inicial: [www.delphi.ni.com](http://www.delphi.ni.com)
- Mostra o engenheiro de campo residente na Delphi
- Clique em “Join the Community”



## Software & Services Support for Delphi

Join the private, online community exclusively for Delphi employees worldwide for special access to NI software, training and support. Explore a variety of software and training options to speed development time and increase productivity. Enlist support or project assistance from NI application engineers or Delphi colleagues.

- Download any NI software on demand
  - There is no charge for trying or using tools. Debug licenses available for manufacturing/testing.
  - View recommendations based on needs (i.e. automated test, real-time test, data management, RF/communications, and more)
- Request online and classroom training courses and certification programs
- Enlist technical support and project assistance from NI applications engineers
- Collaborate with Delphi and NI engineers

Join the Community

### Your NI Field Engineer

Barry Myers  
800 531-5066  
[barry.myers@ni.com](mailto:barry.myers@ni.com)

## Automotive Applications

[Learn more about how customers are using NI tools](#) to save time and money across all stages of the automotive engineering process by providing a common platform for design, control and test.



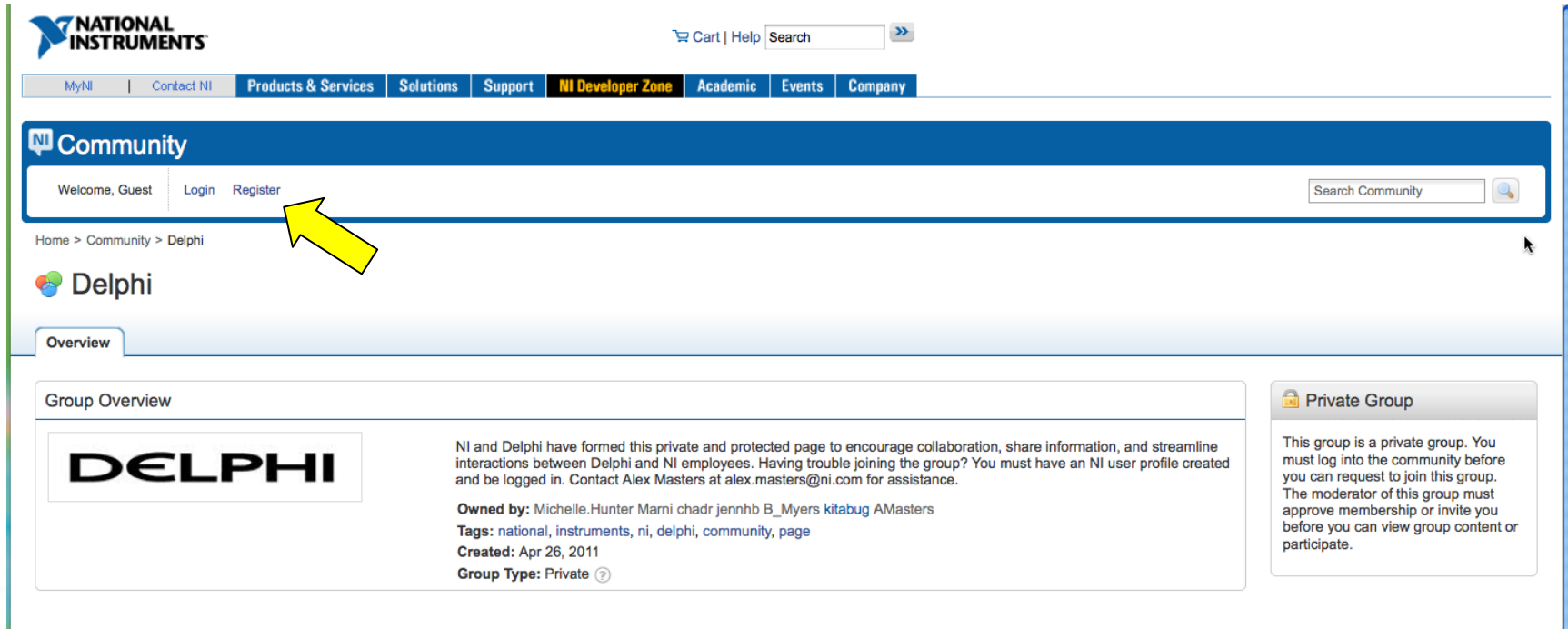
Rapid Control Prototyping



Automotive End-of-Life Test

# Junte-se à Comunidade

1. Pela página inicial ou diretamente por [www.ni.com/delphi](http://www.ni.com/delphi)
2. Clique em “Register.”



The screenshot shows the National Instruments Community website. At the top, there is a navigation bar with links: MyNI, Contact NI, Products & Services, Solutions, Support, NI Developer Zone (highlighted), Academic, Events, and Company. Below this is a blue banner for the 'NI Community' with a search bar and a 'Register' link. A yellow arrow points to the 'Register' link. Below the banner, there is a breadcrumb trail: Home > Community > Delphi. The main content area shows the 'Delphi' group overview, including a description, ownership information, and tags. A sidebar on the right indicates that the group is a 'Private Group' and provides instructions for joining.

**NATIONAL INSTRUMENTS**

Cart | Help Search

MyNI | Contact NI Products & Services Solutions Support **NI Developer Zone** Academic Events Company

**NI Community**

Welcome, Guest Login Register Search Community

Home > Community > Delphi

**Delphi**

Overview

Group Overview

**DELPHI**

NI and Delphi have formed this private and protected page to encourage collaboration, share information, and streamline interactions between Delphi and NI employees. Having trouble joining the group? You must have an NI user profile created and be logged in. Contact Alex Masters at alex.masters@ni.com for assistance.

**Owned by:** Michelle.Hunter Marni chadr jennhb B\_Myers kitabug AMasters

**Tags:** national, instruments, ni, delphi, community, page

**Created:** Apr 26, 2011

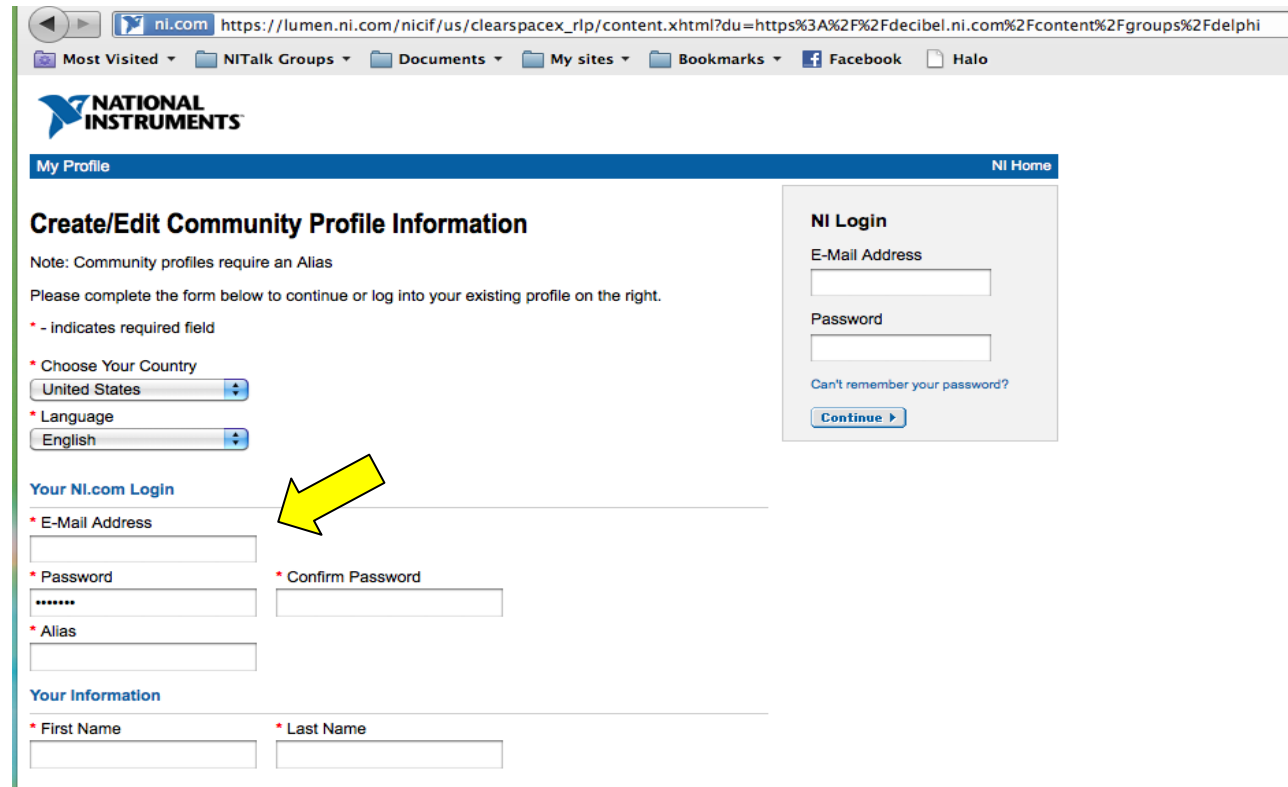
**Group Type:** Private

**Private Group**

This group is a private group. You must log into the community before you can request to join this group. The moderator of this group must approve membership or invite you before you can view group content or participate.

# Crie um perfil

1. Introduza seus dados, usando seu endereço de e-mail @delphi.com.
2. Você terá acesso imediato à comunidade Delphi.



The screenshot shows a web browser window with the URL [https://lumen.ni.com/nicif/us/clearspacex\\_rip/content.xhtml?du=https%3A%2F%2Fdecibel.ni.com%2Fcontent%2Fgroups%2Fdelphi](https://lumen.ni.com/nicif/us/clearspacex_rip/content.xhtml?du=https%3A%2F%2Fdecibel.ni.com%2Fcontent%2Fgroups%2Fdelphi). The page is titled "My Profile" and "NI Home". The main heading is "Create/Edit Community Profile Information". A note states: "Note: Community profiles require an Alias. Please complete the form below to continue or log into your existing profile on the right." A legend indicates that an asterisk (\*) denotes a required field.

**Create/Edit Community Profile Information**

Note: Community profiles require an Alias  
Please complete the form below to continue or log into your existing profile on the right.

\* - indicates required field

\* Choose Your Country  
United States

\* Language  
English

**Your NI.com Login**

\* E-Mail Address

\* Password

\* Confirm Password

\* Alias

**Your Information**

\* First Name

\* Last Name

**NI Login**

E-Mail Address

Password

Can't remember your password?

Continue

# Aproveite o acesso 24/7



Cart | Help

MyNI | Contact NI **Products & Services** Solutions Support **NI Developer Zone** Academic Events Company

## Community



Welcome, jennhb (Log out)

New ▾

Your Stuff ▾

History ▾

Browse ▾

Help ▾

Home > Community > Delphi



Overview (customize)

Members (43)

Discussions (0)

Documents (28)

Blog

Polls

Welcome to the NI Community for Delphi Enterprise Agreement Users

## DELPHI

Welcome to the National Instruments community for Delphi employees and Enterprise Agreement users to collaborate and provide optimized access to products and services.

As an industry leader, NI not only provides technology leading products, but also the services needed to ensure customer success.

NI and Delphi have formed this page to encourage collaboration, share information, and streamline interactions. This page is private and protected for Delphi and NI employees as the content is custom and proprietary.

### Software Requests



The Enterprise Agreement gives Delphi employees unlimited access to all NI software.

- The contract is prepaid removing per installation charges for trying or using the development tools.
- Debug licenses are available for manufacturing and other extending testing situations.
- Advice on what software packages would be most valuable to your situation and training is also included in the Agreement.

Getting access to the NI Software is easy.

### Formal Training



Getting the most productivity out of the NI software tools will come from proper selection and application of the software technology to your project. The Enterprise Agreement includes a large number of training credits to be used freely by Delphi engineers to attend web or classroom sessions on the latest NI tools.

NI is helping collect a list of Delphi engineers interested in using the credits to take classes.

[Please fill out this form to request training.](#)

#### Additional Resources:

- How-To: LabVIEW
- [NI Training Paths](#)

# Acesse software

- Baixe qualquer software da NI
  - Experimente ou use as ferramentas, sem custo
- Veja recomendações com base em suas necessidades (por exemplo, teste automatizado, teste em tempo real, RF/comunicações e muito mais)

The screenshot displays the NI Community web interface. At the top, a blue navigation bar contains the 'Community' logo, a user profile for 'jennhb' with a 'Log out' link, and several menu items: 'New', 'Your Stuff', 'History', 'Browse', and 'Help'. A search bar is located on the right side of the bar. Below the navigation bar, a breadcrumb trail reads 'Home > Community > Delphi > Documents'. A link 'Up to Documents in Delphi' is also visible. The main content area features a document titled 'Software Requests' with a 'VERSION 4' label. The document's creation and modification dates are listed: 'Created on: May 20, 2011 10:28 AM by AMasters' and 'Last Modified: Jun 16, 2011 1:38 PM by chadr'. The document content includes a 'Software Overview' section, a paragraph about Delphi's software access policy, and a 'Project Development or Trial Usage' section with a list of four steps for users to access software tools. On the right side of the document, an 'Actions' menu is visible, offering options such as 'Edit document', 'Report abuse', 'Manage versions', 'Move document', 'Manage collaboration', 'Delete document', 'Receive email notifications', 'Send as email', 'View as PDF', 'View print preview', 'Remove from featured content', 'Bookmark this', and 'Create Like'.

Community

Welcome, jennhb (Log out) New Your Stuff History Browse Help Search Community

Home > Community > Delphi > Documents

Up to Documents in Delphi

**Software Requests** VERSION 4

Created on: May 20, 2011 10:28 AM by AMasters - Last Modified: Jun 16, 2011 1:38 PM by chadr

**Software Overview**

Per the Agreement, Delphi employees worldwide have unlimited access to almost all NI software tools. Providing access to the tools is a joint effort by both Delphi and NI's IT resources.

**Project Development or Trial Usage**

Engineers wishing to use any of the development tools will have access via an unlimited pool of floating network licenses available from the Delphi license server. To gain access, the following steps are recommended.

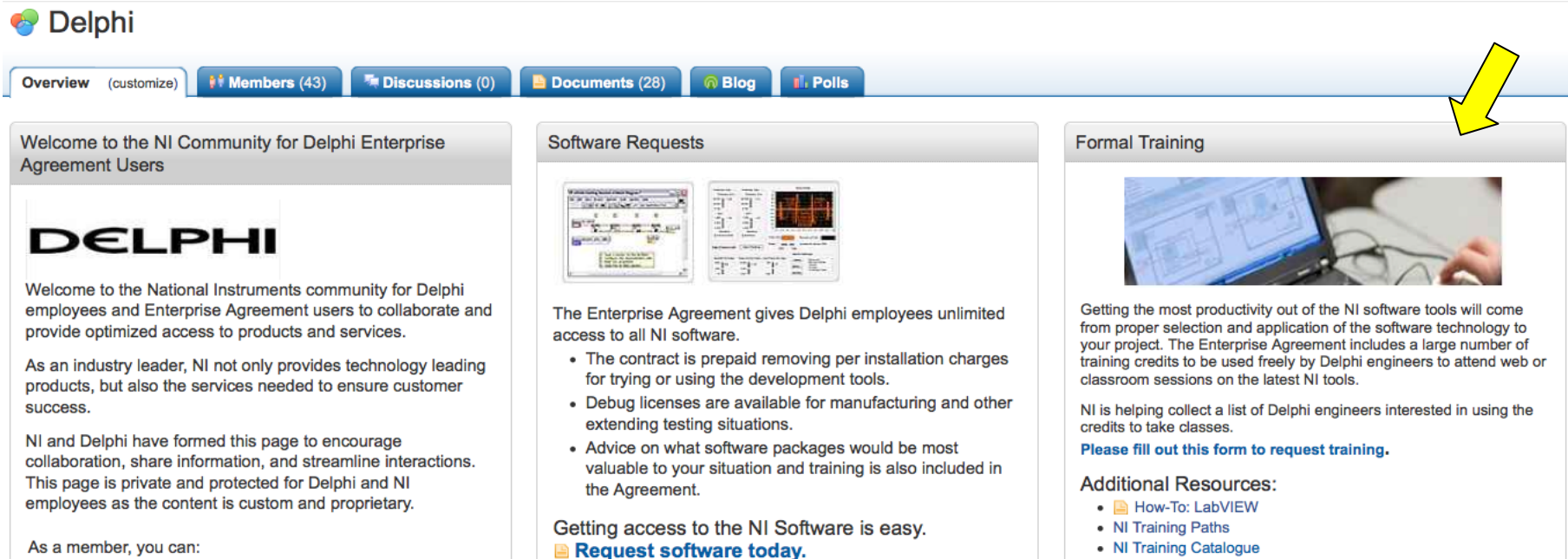
1. Register as a user on Delphi's internal "SoftwareDevelopment Tools" page. (Note: Registration is used to internally gauge the success of this program and estimate where training could be used. The price of contract is fixed and does not vary based on installations. Your help is appreciated.)
  - <http://pep.usinkok.northamerica.delphiauto.net/sdt/public>
2. Download Install Media. Links will be provided to download current and past installation media of almost all NI tools. Select and download the version of the tool you want. Note: We suggest finishing a download to a local drive or burning to a CD/DVD before starting the installation. If a CD or DVD of NI Software is available to you, that too will work.
3. Configure: After installing, you will need to configure the installed NI License Manager to look at the Delphi network for activation. From this point on, any additional NI tools will automatically become licensed via the Delphi network.
4. If you need to work with the tools while off the Delphi network, ask the SDT team for a "Borrowed" license. It will allow you to 'check out' a license while away.

**Actions**

- Edit document
- Report abuse
- Manage versions
- Move document
- Manage collaboration
- Delete document
- Receive email notifications
- Send as email
- View as PDF
- View print preview
- Remove from featured content
- Bookmark this
- Create Like

# Peça treinamento

- Veja as opções de treinamento on-line [www.ni.com/training](http://www.ni.com/training) e presencial em <http://brasil.ni.com/treinamentos>
- Envie seus pedidos de treinamento pela comunidade.



**Delphi**

Overview (customize) Members (43) Discussions (0) Documents (28) Blog Polls

### Welcome to the NI Community for Delphi Enterprise Agreement Users

**DELPHI**

Welcome to the National Instruments community for Delphi employees and Enterprise Agreement users to collaborate and provide optimized access to products and services.

As an industry leader, NI not only provides technology leading products, but also the services needed to ensure customer success.

NI and Delphi have formed this page to encourage collaboration, share information, and streamline interactions. This page is private and protected for Delphi and NI employees as the content is custom and proprietary.

As a member, you can:


### Software Requests

The Enterprise Agreement gives Delphi employees unlimited access to all NI software.

- The contract is prepaid removing per installation charges for trying or using the development tools.
- Debug licenses are available for manufacturing and other extending testing situations.
- Advice on what software packages would be most valuable to your situation and training is also included in the Agreement.

Getting access to the NI Software is easy.  
📧 [Request software today.](#)

### Formal Training



Getting the most productivity out of the NI software tools will come from proper selection and application of the software technology to your project. The Enterprise Agreement includes a large number of training credits to be used freely by Delphi engineers to attend web or classroom sessions on the latest NI tools.

NI is helping collect a list of Delphi engineers interested in using the credits to take classes.  
[Please fill out this form to request training.](#)

**Additional Resources:**

- 📖 How-To: LabVIEW
- NI Training Paths
- NI Training Catalogue



# Contatos principais da conta

Comitê Diretor da Delphi	Mike Reagin, IT&V/Engenharia de sistemas	<a href="mailto:j.michael.reagin@delphi.com">j.michael.reagin@delphi.com</a> (765) 451-0497
	Dan Fox, Teste de produção	<a href="mailto:daniel.j.fox@delphi.com">daniel.j.fox@delphi.com</a> (765) 451-0244
	Kirk Simon, Validação	<a href="mailto:kirk.m.simon@delphi.com">kirk.m.simon@delphi.com</a> (765) 451-1672
National Instruments Brasil	Marcos Cardoso, Gerente de Des. de Negócios Automotivos	<a href="mailto:marcos.cardoso@ni.com">marcos.cardoso@ni.com</a> (11) 3149-3149 R: 3190
	Jacqueline Bezerra, Coordenadora de Treinamentos	<a href="mailto:jacqueline.bezerra@ni.com">jacqueline.bezerra@ni.com</a> (11) 3149-3149 R: 3191
	Camila Oliveira, Marketing	<a href="mailto:camila.oliveira@ni.com">camila.oliveira@ni.com</a> (11) 3149-3149 R: 3180

*Uma lista completa de contatos de campo globais está disponível na comunidade, em [www.ni.com/delphi](http://www.ni.com/delphi). Se não encontrar um contato em sua região, entre em contato com a representante de vendas técnicas: [jessica.oliveira@ni.com](mailto:jessica.oliveira@ni.com).*

**Junte-se agora mesmo à comunidade  
Delphi / NI!**

**[www.ni.com/delphi](http://www.ni.com/delphi)**